

Wear measurement at 8-shaped bore holes in extruder machines

The internal bore hole diameter measuring unit idiamCONTROL 801 detects the wear in the 8-shaped bore holes of extruder machines by measuring the internal diameter. For this purpose a measuring probe is pushed into the bore hole. An integrated capacitive double sensor measures the actual bore hole diameter. In addition the sensor position in the longitudinal axis of the bore hole is measured with a cable-length measuring system. This means that every sensor position is assigned a diameter. Through a computer interface the measurement data are transferred to a PC, where they are evaluated. As a result the longitudinal bore hole profiles are available in 6 tracks with an axial resolution of 6 mm. Information about wear is obtained by comparing the diameter values at different

Technical details

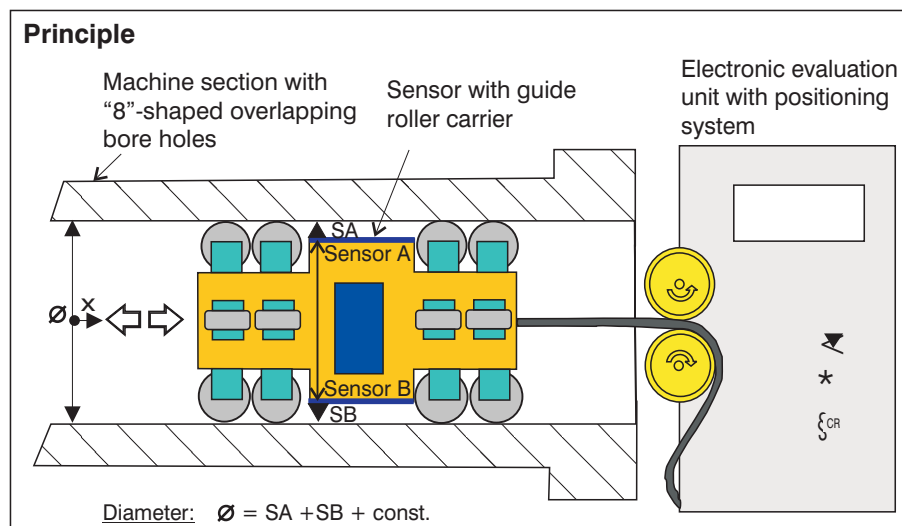
- Measuring range: 10 mm
- Accuracy: 0.1 mm
- Resolution: 0.05 mm
- Axial resolution: 5 mm
- max.speed: 5 m/s

Ambient conditions

- Temperature: 5 - 60 °C
- Medium: air
- Interference: IEC 1000-4-1

Electromagnetical Compatibility (EMC):

EN 50 081-2 and EN 50 082-2





Application

System configuration - IDC 801

- IDS-801-SU Double sensor capaNC DT with mechanical locating arrangement
- IDC-801-CU Control unit with computer-interface (RS232)

Reasons for choosing the system

- capaNC DT sensors measure in a non-contacting way and without wear
- capaNC DT sensors are calibrated for all metals, they are independent of any material inhomogenities
- Due to the double sensor principle exact centre-line guidance of the measuring probe is not necessary



Pics: Werner & Pfleiderer, Stuttgart

MICRO-EPSILON

Koenigbacher Str. 15
94496 Ortenburg / Germany

Tel.: 0 85 42/1 68-0
Fax: 0 85 42/1 68 90

info@micro-epsilon.com
www.micro-epsilon.com

A member of micro-epsilon group.
Certified DIN EN ISO 9001 : 2000
Modifications reserved Y9781055

